







1. I currently live (in which direction and how far) from the South Austin Senior Activity Center (SASAC) facility.

	0 - 1 mile	>1 - 5 miles	>5 - 10 miles	>10 - 15 miles	>15 - 20 miles	>20 miles	Response Count
Near SASAC	28.0% (14)	50.0% (25)	14.0% (7)	8.0% (4)	0.0% (0)	2.0% (1)	50
North	0.0% (0)	33.3% (3)	33.3% (3)	11.1% (1)	11.1% (1)	11.1% (1)	9
Northeast	0.0% (0)	0.0% (0)	33.3% (2)	50.0% (3)	0.0% (0)	16.7% (1)	6
Northwest	0.0% (0)	23.1% (3)	23.1% (3)	23.1% (3)	15.4% (2)	15.4% (2)	13
South	11.4% (4)	68.6% (24)	8.6% (3)	5.7% (2)	5.7% (2)	0.0% (0)	35
Southeast	20.0% (3)	33.3% (5)	6.7% (1)	26.7% (4)	0.0% (0)	13.3% (2)	15
Southwest	2.5% (1)	40.0% (16)	42.5% (17)	10.0% (4)	2.5% (1)	2.5% (1)	40
East	33.3% (2)	16.7% (1)	50.0% (3)	0.0% (0)	0.0% (0)	0.0% (0)	6
West	12.5% (1)	12.5% (1)	25.0% (2)	12.5% (1)	12.5% (1)	25.0% (2)	8
<i>answered question</i>							136
<i>skipped question</i>							2

2. My age range and household situation is:

	Alone	Adult with children	Adult with spouse or partner	Adult with spouse or partner and children	Adult with others	Response Count
18 - 23 yrs	0.0% (0)	0.0% (0)	0.0% (0)	0.0% (0)	0.0% (0)	0
24 - 35 yrs	21.4% (3)	0.0% (0)	35.7% (5)	35.7% (5)	7.1% (1)	14
36 - 45 yrs	21.4% (6)	14.3% (4)	17.9% (5)	46.4% (13)	0.0% (0)	28
46 - 55 yrs	33.3% (8)	4.2% (1)	25.0% (6)	37.5% (9)	0.0% (0)	24
56 - 70 yrs	32.7% (16)	6.1% (3)	49.0% (24)	8.2% (4)	4.1% (2)	49
>70 yrs	40.9% (9)	0.0% (0)	45.5% (10)	0.0% (0)	13.6% (3)	22
<i>answered question</i>						136
<i>skipped question</i>						2







3. My annual pledge to the church's operating budget is in the following range: (If there are multiple people within a pledging unit, please only respond to this question once for the pledging unit.)

	Response Percent	Response Count
\$1 - \$500 	35.4%	46
\$501 - \$1000 	16.2%	21
\$1001 - \$2000 	21.5%	28
\$2001 - \$3000 	14.6%	19
\$3001 - \$4000 	6.2%	8
>\$4000 	6.2%	8
<i>answered question</i>		130
<i>skipped question</i>		8

4. Geographic direction and distance preferences: (check as many Directions as apply, and only one for the furthest distance you would travel on a regular basis)

	< 5 miles	5 - 8 miles	9 - 12 miles	13 - 16 miles	> 16 miles	Response Count
North of SASAC	59.3% (54)	20.9% (19)	13.2% (12)	5.5% (5)	6.6% (6)	91
South of SASAC	34.8% (39)	32.1% (36)	21.4% (24)	14.3% (16)	11.6% (13)	112
East of SASAC	47.1% (48)	31.4% (32)	20.6% (21)	6.9% (7)	3.9% (4)	102
West of SASAC	37.1% (36)	26.8% (26)	27.8% (27)	9.3% (9)	9.3% (9)	97
<i>answered question</i>						127
<i>skipped question</i>						11


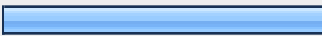

5. In thinking about the environment and surroundings of our new home, I prefer the following: (check all that are acceptable)

	Response Percent	Response Count
Stay at SASAC as long as we can 	32.6%	42
Acreage for outdoor activities, gardens, etc. 	62.0%	80
Urban setting (small acreage for church and parking) 	50.4%	65
Near a community in need of our social action 	28.7%	37
Room to grow but keep size of worship services about 200 	46.5%	60
Growth space for worship services up to about 300-350 	50.4%	65
<i>answered question</i>		129
<i>skipped question</i>		9

6. If you have comments on the above question, please respond here.

	Response Count
	40
<i>answered question</i>	40
<i>skipped question</i>	98






7. In planning for our home, I see it as: (check all that are acceptable)

	Response Percent	Response Count
Temporary space for next 5 to 10 years (until we outgrow) 	33.6%	43
Permanent space for 20 years or more 	48.4%	62
Combination of temporary building to more permanent as we can afford 	72.7%	93
<i>answered question</i>		128
<i>skipped question</i>		10

8. If you have comments on the above question, please respond here.

	Response Count
	23
<i>answered question</i>	23
<i>skipped question</i>	115




9. In thinking about the search for our home and the amount of time before we must find a solution, I see the following approach: (check all that are acceptable)

		Response Percent	Response Count
Continue leasing based on what we can afford in the annual budget		61.3%	68
Wait until we can totally finance a new building, i.e. no debt		8.1%	9
Build our nest egg until we can fund half the purchase within the next 3 - 5 years		66.7%	74
Build our nest egg until we can fund more than half the purchase within the next 5 - 10 years		36.0%	40
Fund land in next 3 - 5 years, and fund building in next 5 - 10 years		36.0%	40
<i>answered question</i>			111
<i>skipped question</i>			27



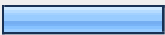
10. If you have comments on the above question, please respond here.

	Response Count
	33
<i>answered question</i>	33
<i>skipped question</i>	105

11. For any significant project like the Search for a Home Of Our Own, from initial planning through move-in, volunteers are critical to our success. Please identify the amount of hours per month and in what type of work you can contribute.

		Response Percent	Response Count
Volunteer Hours Per Month		92.7%	76
Volunteer Type of Work (Building, Facilities, Finance, Capital Campaign, Communications)		75.6%	62
Other Type of Work		26.8%	22
<i>answered question</i>			82
<i>skipped question</i>			56

12. For the maintenance and management of a Home Of Our Own, volunteers are critical to our success. Please identify the amount of hours per month and in what type of work you can contribute.

		Response Percent	Response Count
Volunteer Hours Per Month		92.8%	77
Volunteer Type of Work (Facilities, Interior Design, Grounds and Lawn/Garden, Security, Events Management)		75.9%	63
Other Type of Work		24.1%	20
<i>answered question</i>			83
<i>skipped question</i>			55

13. Please identify the amount of additional funds you could contribute through a Capital Campaign. (Note: Please respond only once per pledging unit.)

	Response Average	Response Total	Response Count
Not Applicable - enter "0", NUMBERS ONLY NO DOLLAR SIGN, COMMA OR DECIMAL	14.71	515	35
Lump Sum Amount - ENTER NUMBERS ONLY, DO NOT ENTER DOLLAR SIGN, COMMA OR DECIMAL	4,402.50	123,270	28
Periodic payments over 3 years - enter total annual amount, NUMBERS ONLY, DO NOT ENTER DOLLAR SIGN, COMMA, OR DECIMAL	4,322.83	198,850	46
Periodic payments over 5 years - enter total annual amount, NUMBERS ONLY, DO NOT ENTER DOLLAR SIGN, COMMA OR DECIMAL	1,248.75	29,970	24
	<i>answered question</i>		106
	<i>skipped question</i>		32

14. Overall Comments, if any.

	Response Count
	37
	<i>answered question</i>
	37
	<i>skipped question</i>
	101