

Wildflower Church 2010 Congregational Self-Assessment Survey

1. HOW IS OUR CONGREGATION DOING?						
	Strongly Agree	Agree	Neither Agree nor Disagree	Disagree	Strongly Disagree	Response Count
A. Our congregation has a sense of community, caring, warmth, friendliness, and supportiveness.	61.2% (74)	35.5% (43)	2.5% (3)	0.0% (0)	0.8% (1)	121
B. Our congregation warmly and openly welcomes visitors and newcomers.	62.0% (75)	34.7% (42)	2.5% (3)	0.8% (1)	0.0% (0)	121
C. Our congregation has good morale: members are interested in our congregation and their fellow members.	39.7% (48)	52.9% (64)	6.6% (8)	0.0% (0)	0.8% (1)	121
D. Our congregation provides an opportunity for an individual's spiritual journey and growth.	53.7% (65)	42.1% (51)	4.1% (5)	0.0% (0)	0.0% (0)	121
E. Our congregation's continuing educational activities related to social action events are varied and worthwhile.	36.4% (44)	44.6% (54)	17.4% (21)	1.7% (2)	0.0% (0)	121
F. Our children's religious education program provides a rewarding experience for our children.	27.3% (33)	38.0% (46)	32.2% (39)	1.7% (2)	0.8% (1)	121
G. Our adult religious education program meets the needs and interests of the congregation.	29.8% (36)	43.0% (52)	26.4% (32)	0.8% (1)	0.0% (0)	121
H. The overall format of the Sunday service is effective.	46.3% (56)	46.3% (56)	5.8% (7)	0.8% (1)	0.8% (1)	121
I. The overall message of our Sunday services meets the spiritual needs of the church community.	51.2% (62)	37.2% (45)	7.4% (9)	4.1% (5)	0.0% (0)	121
J. The congregation appreciates the diversity of music and musicians in our worship services.	49.6% (60)	39.7% (48)	10.7% (13)	0.0% (0)	0.0% (0)	121
K. Our congregation has an						

interesting variety of social activities and events for members to get together.	19.0% (23)	43.8% (53)	24.0% (29)	10.7% (13)	2.5% (3)	121
L. Our congregation is aware of and involved in local community affairs and issues.	38.8% (47)	49.6% (60)	9.1% (11)	2.5% (3)	0.0% (0)	121
M. Our congregation shows a concern for national and international issues.	36.4% (44)	48.8% (59)	10.7% (13)	4.1% (5)	0.0% (0)	121
N. Our congregation communicates an awareness and connection to our district and continental UUA.	18.2% (22)	38.8% (47)	38.8% (47)	4.1% (5)	0.0% (0)	121
O. Our facilities are adequate for our staff, our congregation and its needs.	3.3% (4)	12.4% (15)	20.7% (25)	49.6% (60)	14.0% (17)	121
P. The annual stewardship campaign is a satisfactory method of raising funds for our congregation.	14.9% (18)	47.9% (58)	35.5% (43)	1.7% (2)	0.0% (0)	121
Q. Our congregation provides opportunities to develop and use our individual and collective leadership skills.	29.8% (36)	49.6% (60)	16.5% (20)	4.1% (5)	0.0% (0)	121
R. Our congregation invites and values our individual and collective contributions of ideas and skills.	38.8% (47)	42.1% (51)	16.5% (20)	2.5% (3)	0.0% (0)	121
S. Our congregation's weekly news email is informative and useful.	45.5% (55)	45.5% (55)	8.3% (10)	0.0% (0)	0.8% (1)	121
T. Our congregation's monthly newsletter is informative and useful.	36.4% (44)	46.3% (56)	14.9% (18)	1.7% (2)	0.8% (1)	121
U. Finding information on our congregation's website is easy.	28.1% (34)	48.8% (59)	19.0% (23)	3.3% (4)	0.8% (1)	121
V. Our covenant groups, connection circles, and affinity groups meet the needs for intimacy and individual spiritual growth.	26.4% (32)	40.5% (49)	31.4% (38)	1.7% (2)	0.0% (0)	121
W. Our ongoing community service initiatives such as the second offerings, preparing food packets for the homeless, recycling, and	57.9% (70)	34.7% (42)	7.4% (9)	0.0% (0)	0.0% (0)	121

Hands on Housing are important and should continue.							
X. Our participation in social justice advocacy such as Austin Interfaith is worthwhile.	56.2% (68)	32.2% (39)	8.3% (10)	2.5% (3)	0.8% (1)		121
Y. The efforts to find a home of our own have been handled and communicated efficiently.	35.5% (43)	43.8% (53)	13.2% (16)	5.8% (7)	1.7% (2)		121
Z. I feel I have been given adequate information about church finances.	36.4% (44)	43.0% (52)	14.0% (17)	5.0% (6)	1.7% (2)		121
						answered question	121
						skipped question	0









2. HOW IMPORTANT IS THIS TO ME?

	Very Important to Me	Important to Me	Neither Important nor Unimportant	Relatively Unimportant to Me	Not Important to Me at All	Response Count
A. Our congregation has a sense of community, caring, warmth, friendliness, and supportiveness.	71.8% (84)	26.5% (31)	0.9% (1)	0.0% (0)	0.9% (1)	117
B. Our congregation warmly and openly welcomes visitors and newcomers.	75.2% (88)	23.1% (27)	0.9% (1)	0.0% (0)	0.9% (1)	117
C. Our congregation has good morale: members are interested in our congregation and their fellow members.	70.9% (83)	26.5% (31)	1.7% (2)	0.0% (0)	0.9% (1)	117
D. Our congregation provides an opportunity for an individual's spiritual journey and growth.	63.2% (74)	27.4% (32)	7.7% (9)	0.9% (1)	0.9% (1)	117
E. Our congregation's continuing educational activities related to social action events are varied and worthwhile.	42.7% (50)	47.0% (55)	9.4% (11)	0.0% (0)	0.9% (1)	117
F. Our children's religious education program provides a rewarding experience for our children.	57.3% (67)	21.4% (25)	16.2% (19)	3.4% (4)	1.7% (2)	117
G. Our adult religious education program meets the needs and interests of the congregation.	36.8% (43)	53.0% (62)	9.4% (11)	0.0% (0)	0.9% (1)	117
H. The overall format of the Sunday service is effective.	49.6% (58)	43.6% (51)	6.0% (7)	0.0% (0)	0.9% (1)	117
I. The overall message of our Sunday services meets the spiritual needs of the church community.	65.0% (76)	30.8% (36)	3.4% (4)	0.0% (0)	0.9% (1)	117
J. The congregation appreciates the diversity of music and musicians in our worship services.	53.8% (63)	39.3% (46)	6.0% (7)	0.0% (0)	0.9% (1)	117
K. Our congregation has an interesting variety of social activities and events for members	33.3% (39)	50.4% (59)	12.0% (14)	2.6% (3)	1.7% (2)	117

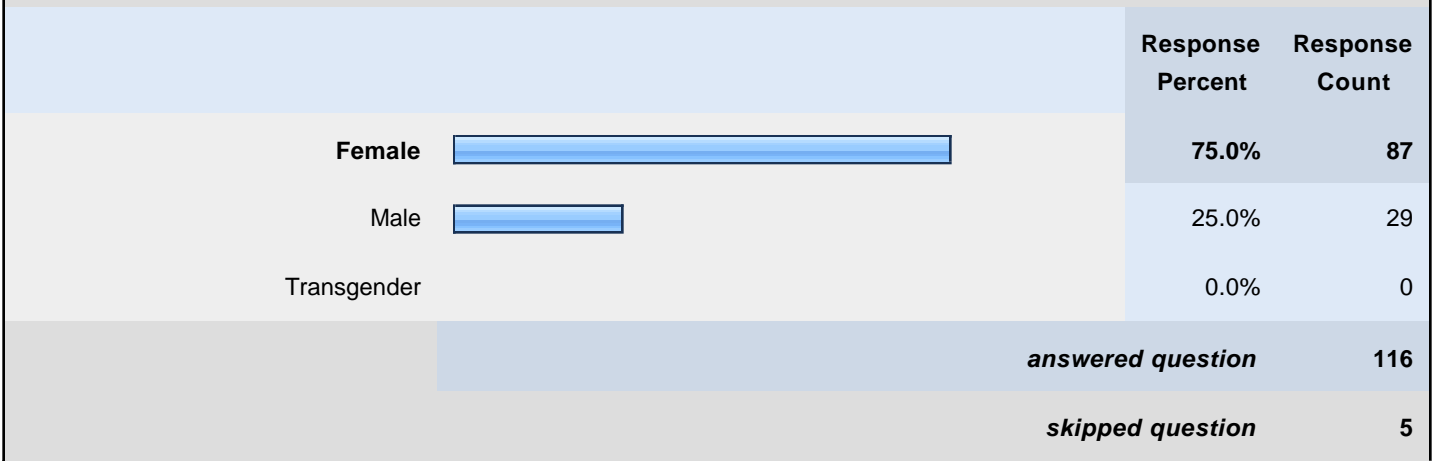
to get together.						
L. Our congregation is aware of and involved in local community affairs and issues.	48.7% (57)	39.3% (46)	11.1% (13)	0.0% (0)	0.9% (1)	117
M. Our congregation shows a concern for national and international issues.	41.0% (48)	44.4% (52)	12.0% (14)	0.9% (1)	1.7% (2)	117
N. Our congregation communicates an awareness and connection to our district and continental UUA.	19.7% (23)	42.7% (50)	27.4% (32)	7.7% (9)	2.6% (3)	117
O. Our facilities are adequate for our staff, our congregation and its needs.	49.6% (58)	38.5% (45)	6.0% (7)	3.4% (4)	2.6% (3)	117
P. The annual stewardship campaign is a satisfactory method of raising funds for our congregation.	27.4% (32)	43.6% (51)	25.6% (30)	2.6% (3)	0.9% (1)	117
Q. Our congregation provides opportunities to develop and use our individual and collective leadership skills.	33.3% (39)	44.4% (52)	21.4% (25)	0.0% (0)	0.9% (1)	117
R. Our congregation invites and values our individual and collective contributions of ideas and skills.	49.6% (58)	43.6% (51)	6.0% (7)	0.0% (0)	0.9% (1)	117
S. Our congregation's weekly news email is informative and useful.	29.1% (34)	62.4% (73)	6.8% (8)	0.0% (0)	1.7% (2)	117
T. Our congregation's monthly newsletter is informative and useful.	24.8% (29)	53.8% (63)	17.9% (21)	2.6% (3)	0.9% (1)	117
U. Finding information on our congregation's website is easy.	31.6% (37)	48.7% (57)	16.2% (19)	0.9% (1)	2.6% (3)	117
V. Our covenant groups, connection circles, and affinity groups meet the needs for intimacy and individual spiritual growth.	36.8% (43)	43.6% (51)	16.2% (19)	1.7% (2)	1.7% (2)	117
W. Our ongoing community service initiatives such as the second offerings, preparing food packets for the homeless, recycling, and Hands on Housing are important and should continue.	49.6% (58)	44.4% (52)	3.4% (4)	1.7% (2)	0.9% (1)	117

X. Our participation in social justice advocacy such as Austin Interfaith is worthwhile.	46.2% (54)	39.3% (46)	10.3% (12)	2.6% (3)	1.7% (2)	117
Y. The efforts to find a home of our own have been handled and communicated efficiently.	42.7% (50)	48.7% (57)	5.1% (6)	2.6% (3)	0.9% (1)	117
Z. I feel I have been given adequate information about church finances.	34.2% (40)	45.3% (53)	16.2% (19)	3.4% (4)	0.9% (1)	117
answered question						117
skipped question						4


3. Please select your age category.

	Response Percent	Response Count
18-24 	2.6%	3
25-29 	1.7%	2
30-34 	1.7%	2
35-44 	20.7%	24
45-54 	11.2%	13
55-64 	32.8%	38
65-74 	18.1%	21
75 or older 	11.2%	13
answered question		116
skipped question		5

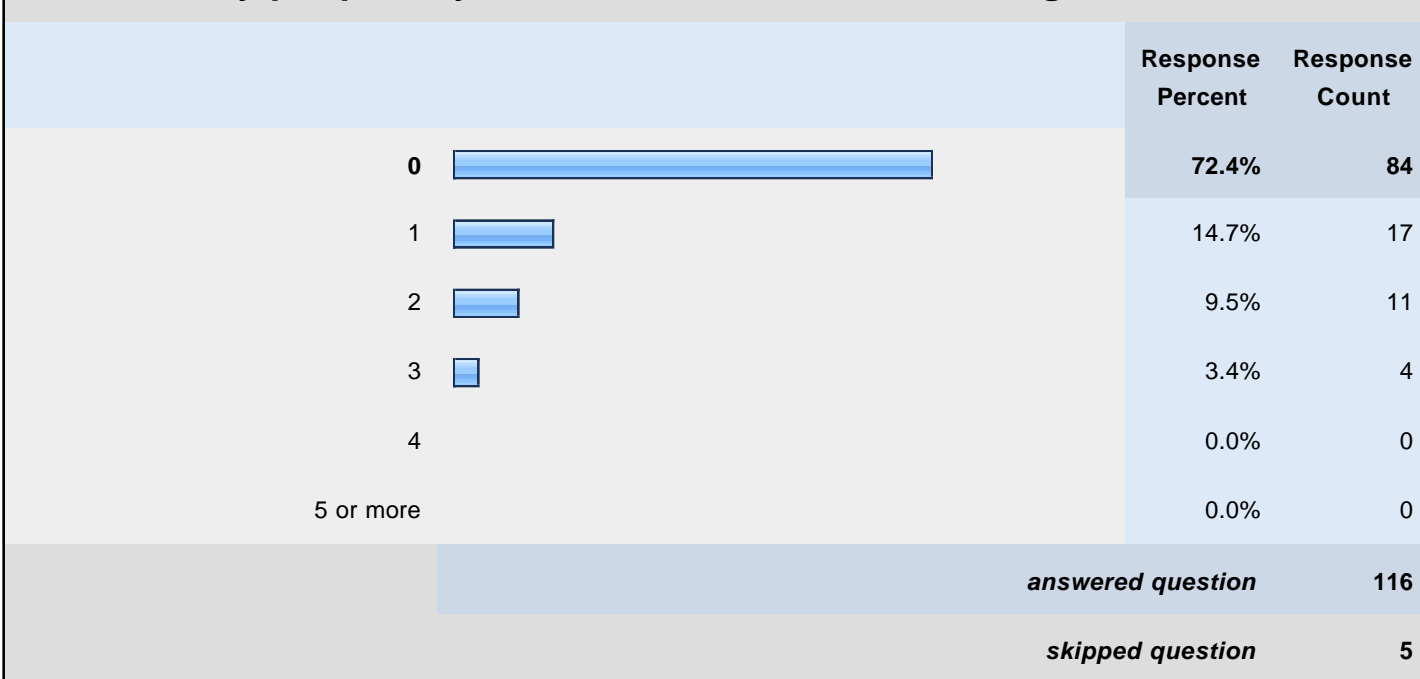
4. What is your sex?




5. How many people are in your household?




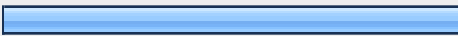
6. How many people in your household are under the age of 18?






7. Which option best describes your household?



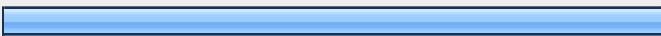



8. Are you a retiree?

	Response Percent	Response Count
Yes 	31.0%	36
No 	69.0%	80
<i>answered question</i>		116
<i>skipped question</i>		5



9. Please name four things that you like about our congregation:

	Response Percent	Response Count
1. 	100.0%	107
2. 	96.3%	103
3. 	93.5%	100
4. 	86.0%	92
<i>answered question</i>		107
<i>skipped question</i>		14

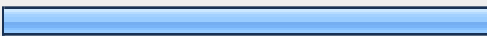


10. Please name four things that you think need improvement about our congregation:

	Response Percent	Response Count
1. 	100.0%	96
2. 	80.2%	77
3. 	66.7%	64
4. 	60.4%	58
<i>answered question</i>		96
<i>skipped question</i>		25





11. I am a _____ of this congregation. (Check one)

	Response Percent	Response Count
Member 	79.6%	90
Friend 	20.4%	23
<i>answered question</i>		113
<i>skipped question</i>		8











12. My participation in the worship, events, and activities of this congregation is _____. (Check one)

	Response Percent	Response Count
frequent 	73.5%	83
occasional 	22.1%	25
infrequent 	4.4%	5
<i>answered question</i>		113
<i>skipped question</i>		8

13. I have been attending Wildflower Church for _____.(Check one)

	Response Percent	Response Count
1. Less than a year 	20.4%	23
2. One to three years 	33.6%	38
3. Four to six years 	22.1%	25
4. Seven to nine years 	23.9%	27
<i>answered question</i>		113
<i>skipped question</i>		8

14. In the past year, I have attended or participated in the following activities at Wildflower Church:

		Response Percent	Response Count
Sunday service		98.2%	111
Adult religious education program		53.1%	60
Childrens religious education program		29.2%	33
Social justice event (e.g. Food for Thought: Thought for Action, Austin Interfaith)		39.8%	45
Covenant group (e.g. Spiritual Pilgrims, Elder Bluebonnet Group, Womens Spirituality Group)		22.1%	25
Affinity group (e.g. VOYAGers, Conversation Cafe, Wildflower Pagans)		22.1%	25
Connection Circle		30.1%	34
Fun and fellowship event (e.g. spring campout)		25.7%	29
Committee meeting (e.g. Worship, Adult Programming, Stewardship)		57.5%	65
Community event (e.g. Hands on Housing, street clean-up)		27.4%	31
None of the above		0.0%	0
		answered question	113
		skipped question	8